

BAYER CORPORATION
Animal Health
P.O. BOX 390
SHAWNEE MISSION
KS 66201-0390
USA

Customer Service Tel.: 800-633-3796
Customer Service Fax: 800-344-4219
Website: www.bayer-ah.com

The following information is from the most recent U.S.A. product label/insert supplied to us by the Manufacturer/Distributor.

ADVANTAGE®

(imidacloprid) Topical Solution

Bayer Corporation

Once-a-month topical flea treatment for cats and kittens 8 weeks and older, and dogs and puppies 7 weeks and older.

READ THE ENTIRE LABEL BEFORE EACH USE

For the Prevention and Treatment of Flea Infestations

- Available only through licensed practicing veterinarians
- Kills 98-100% of the fleas on cats and dogs within 12 hours
- One treatment prevents further flea infestation for up to four weeks on cats and at least four weeks on dogs
- Kills fleas before they lay eggs
- Convenient, easy to apply

Active Ingredient

Imidacloprid; 1-[(6-Chloro-3-pyridinyl) methyl]-N-nitro-2-imidazolidinimine

% By Weight

9.1%

Inert Ingredients

90.9%

Total

100.0%

KEEP OUT OF REACH OF CHILDREN

WARNING

See Below for First Aid and Precautionary Statements

Precautionary Statements

Hazards to Humans

Causes eye irritation. Harmful if swallowed. Do not get in eyes or on clothing. Avoid contact with skin. Wash hands thoroughly with soap and warm water after handling. Keep out of reach of children. Do not contaminate feed or food.

Hazards to Domestic Animals

For external use only. Do not use on kittens under eight weeks of age or puppies under seven weeks of age. As with any product, consult your veterinarian before using this product on debilitated, aged, pregnant or nursing animals. Individual sensitivities, while rare, may occur after using ANY pesticide product for pets. If signs persist, or become more severe, consult a veterinarian immediately. If your animal is on medication, consult

your veterinarian before using this or any other product. For consumer questions call 1-800-255-6826. For medical emergencies call 1-877-258-2280.

First Aid

If in eyes: Hold eyelids open and flush with plenty of water. Get medical attention if irritation persists.

If swallowed: Call a physician or Poison Control Center.

If on skin: Wash with plenty of soap and water.

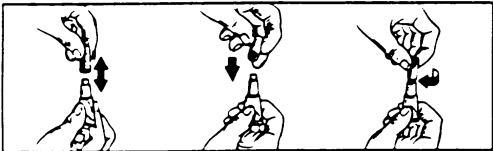
To Physician: Treat the patient symptomatically.

Directions for Use

It is a violation of Federal Law to use this product in a manner inconsistent with its labeling.

How to Apply

1. Use Advantage® 9 and Advantage® 18 only on cats. Use Advantage® 10, Advantage® 20, Advantage® 55 and Advantage® 100 only on dogs. Do not use on other animals.
2. Remove one applicator tube from the package.



3. Hold applicator tube in an upright position. Pull cap off tube.
4. Turn the cap around and place other end of cap back on tube.
5. Twist cap to break seal, then remove cap from tube.
6. Cats:

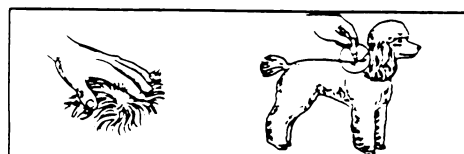



Part the hair in the neck at the base of the skull until the skin is visible. Place the tip of the tube on the skin and squeeze the tube twice to *expel the entire contents of the tube directly on the skin. Do not get this product in your pet's eyes or mouth.* The product is bitter tasting and salivation may occur for a short time if the cat licks the product immediately after treatment. Treatment at the base of the skull will minimize the opportunity for the cat to lick the product.

Dogs:

10 lbs. and under:

11-20 lbs.:

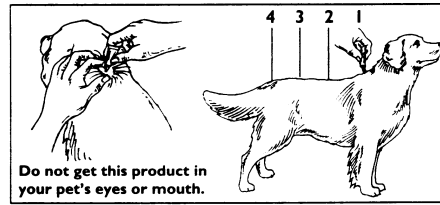
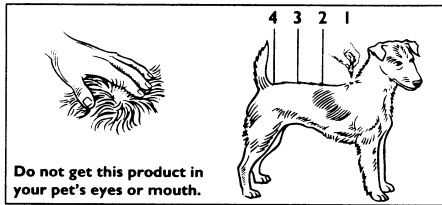


The dog should be standing for easy application. Part the hair on the dog's back, between the shoulder blades, until the skin is visible. Place the tip of the tube on the skin and

squeeze the tube twice to *expel the entire contents directly on the skin. Do not get this product in your pet's eyes or mouth.*

21-55 lbs.:

Over 55 lbs.:



The dog should be standing for easy application. The entire contents of the Advantage® tube should be applied evenly to three or four spots on the top of the back from the shoulder to the base of the tail. At each spot, part the hair until the skin is visible. Place the tip of the tube on the skin and gently squeeze to expel a portion of the solution on the skin. Do not apply an excessive amount of solution at any one spot that could cause some of the solution to run off the side of the dog.

7. Discard empty tube as described in Storage and Disposal.

Use the calendar stickers to remind you when your pet is due for its next monthly application of Advantage®.

The successive feeding activity of fleas on pets may elicit a hypersensitivity skin disorder known as flea allergy dermatitis (FAD). Treatment of pets with Advantage® rapidly kills fleas and may reduce the incidence of this condition.

Advantage® kills 98-100% of the existing fleas on pets within 12 hours. Reinfesting fleas are killed within 2 hours with protection against further flea infestation lasting for up to four (4) weeks on cats and at least four (4) weeks on dogs. Pre-existing pupae in the environment may continue to emerge for six (6) weeks or longer depending upon the climatic conditions.

Larval flea stages in the pet's surroundings are killed following contact with an Advantage® treated pet.

Advantage® remains efficacious following a shampoo treatment, swimming or after exposure to rain or sunlight.

Monthly treatments are required for optimal control and prevention of fleas.

If re-treatment becomes necessary earlier than four weeks, do not re-treat more than once weekly.

Storage and Disposal

Do not contaminate water, food or feed by storage or disposal.

Storage: Store in a cool, dry place.

Pesticide Disposal: Securely wrap original container in several layers of newspaper and discard in trash.

Container Disposal: Do not reuse empty container. Wrap container and put in trash.

Limited Warranty and Limitation of Damages

Bayer Corporation, Agriculture Division, Animal Health warrants that this material conforms to the chemical description on the label. BAYER CORPORATION MAKES NO OTHER EXPRESS OR IMPLIED WARRANTY, INCLUDING ANY OTHER EXPRESS OR IMPLIED WARRANTY OF FITNESS OR MERCHANTABILITY, and

no agent of Bayer Corporation is authorized to do so except in writing with a specific reference to this warranty. Any damages arising from a breach of this warranty shall be limited to direct damages and shall not include consequential commercial damages such as loss of profits or values, etc.

Orange/9 For Cats and Kittens 8 Weeks and Older and 9 lbs. and Under.

Code 0326 - Four 0.4 mL Tubes

Code 0536 - Six 0.4 mL Tubes

EPA Est. 11556-DEU-1 EPA Reg. No. 11556-116 0536, R.1

Purple/18 For Cats and Kittens 8 Weeks and Older and Over 9 lbs.

Code 0327 - Four 0.8 mL Tubes

Code 0537 - Six 0.8 mL Tubes

EPA Est. 11556-DEU-1 EPA Reg. No. 11556-118 0537, R.1

Green/10 For Small Dogs and Puppies 7 Weeks and Older and 10 lbs. and Under

Code 0328 - Four 0.4 mL Tubes

Code 0538 - Six 0.4 mL Tubes

EPA Est. 11556-DEU-1 EPA Reg. No. 11556-117 0328/0538, R.7

Teal/20 For Dogs and Puppies 7 Weeks and Older and 11-20 lbs.

Code 0329 - Four 1.0 mL Tubes

Code 0539 - Six 1.0 mL Tubes

EPA Est. 11556-DEU-1 EPA Reg. No. 11556-119 0329/0539, R.7

Red/55 For Dogs and Puppies 7 Weeks and Older and 21-55 lbs.

Code 0330 - Four 2.5 mL Tubes

Code 0540 - Six 2.5 mL Tubes

EPA Est. 11556-DEU-1 EPA Reg. No. 11556-120 0330/0540, R.7

Blue/100 For Dogs and Puppies 7 Weeks and Older and Over 55 lbs.

Code 0331 - Four 4.0 mL Tubes

Code 0541 - Six 4.0 mL Tubes

EPA Est. 11556-DEU-1 EPA Reg. No. 11556-122 0331/0541, R.6

Made in Germany

Manufactured For Bayer Corporation, Agriculture Division, Animal Health, Shawnee Mission, Kansas 66201 U.S.A.

Regulations for product use are established by country. Information contained on this site pertains only to the United States of America, and is not intended to provide adequate information for product use. Before using or dispensing any product, read and carefully observe the label directions.